


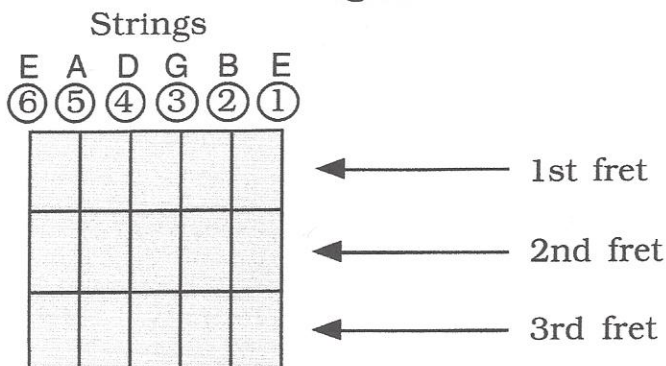
Chapter 1

The names of the strings: LOW HIGH

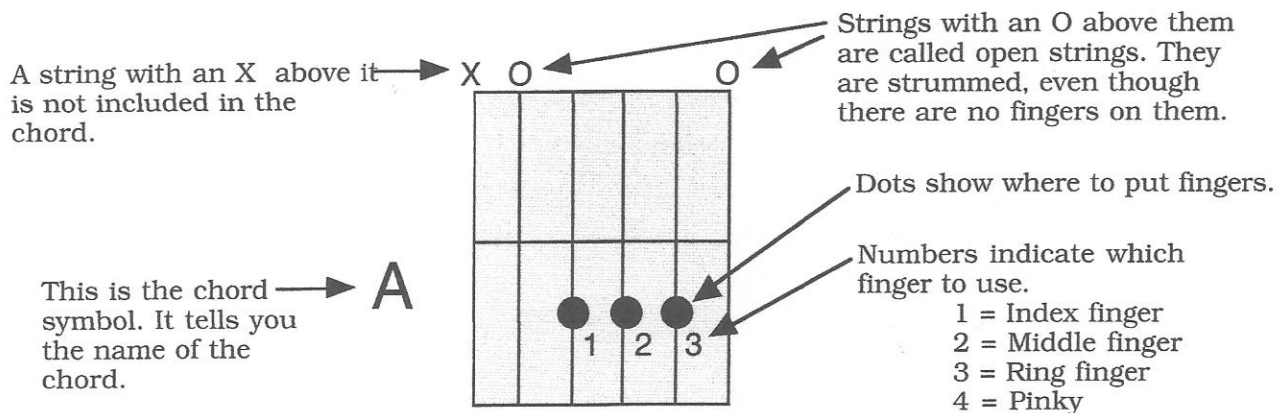


The numbers of the strings: ⑥ ⑤ ④ ③ ② ①

Chord Diagrams



The A Major Chord



Proper hand position is very important. Be sure the thumb of the left hand points upward behind the neck of the guitar. Don't put the thumb over the top of the neck, or turn it sideways. Avoid letting the palm of the left hand touch the guitar. A good strumming motion comes from the right elbow (not the wrist). Be sure not to bend the wrist of the right hand even a little bit.

sensibleguitar.com

More chords:
Page 2